

# USER MANUAL



# [ INDEX ]

<b>PREFACE</b> .....	<b>3</b>
<b>SAFETY INSTRUCTIONS</b> .....	<b>4</b>
<b>PRODUCT FEATURES</b> .....	<b>4</b>
<b>USER INSTRUCTIONS</b> .....	<b>5</b>
<b>SPECIAL INSTRUCTIONS</b> .....	<b>5</b>
<b>PRODUCT SPECIFICATIONS</b> .....	<b>6</b>
<b>PRODUCT FEATURES</b> .....	<b>7</b>
<b>MAINTENANCE</b> .....	<b>8</b>
<b>TECHNICAL DATA</b> .....	<b>8</b>
<b>WARRANTY</b> .....	<b>9</b>

# [ THANK YOU FOR CHOOSING BELLYATTACK®! ]

## WE APPRECIATE YOUR PURCHASE AND WISH YOU A LOT OF TRAINING FUN WITH THE BELLYATTACK®


Before using the BellyAttack®, please take a few moments to read this User Manual carefully and completely as we want you to enjoy your BellyAttack® quickly and to the fullest.

To ensure your safety, please refer to the "Safety Precautions".

Only use the BellyAttack® according this **User Manual**.

Please keep this **User Manual** and store it in a safe place. You might need it later.

All specifications are nominal and may change as design improvements occur. BellyAttack® shall not be liable for damages or injuries resulting from misapplication or misuse of its products.

 This product is in compliance with the essential requirements of Directive 89/336/EU.

This product is made in China. (EH-6701). MMX.

# [ SAFETY INSTRUCTIONS ]

## IMPORTANT INSTRUCTIONS. RETAIN FOR FUTURE USE.

### DO NOT USE THE BELLYATTACK® WHEN:

1. You suffer from a serious heart disease.
2. Your body is equipped with electronic medical equipment, such as pacemakers, insulin pumps, etc.
3. You suffer from a local skin damage.
4. You are pregnant.
5. You suffer from skin allergies. Consult your doctor first.
6. You are sensitive for heat and/or sensory disturbance.
7. You suffer from acute infectious diseases and/or high fever.
8. You suffer from acute heart-, brain-, or kidney dysfunctions.
9. You recently had an operation.
10. You feel constrained or nauseous during or after the use of the BellyAttack®, consult your doctor.
11. The electric fuse in the battery has been blown. Return the battery to your local dealer.
12. The power cord has been damaged. Return it to your local dealer.
13. The user is under the age of 16 years.

### When in doubt always consult your doctor first!

The BellyAttack® is not intended for medical use. Examine the BellyAttack® frequently for signs of wear or damage. If such signs are visible, or the product has been misused, return it to your local dealer.

If abused or misused, batteries/rechargeable batteries may leak and, in extreme cases, may even present an explosion and fire hazard. The manufacturer/dealer product does not accept any liability for damage arising from abuse or misuse.



Do not insert pins



Do not use when folded

## [ USER INSTRUCTIONS ]

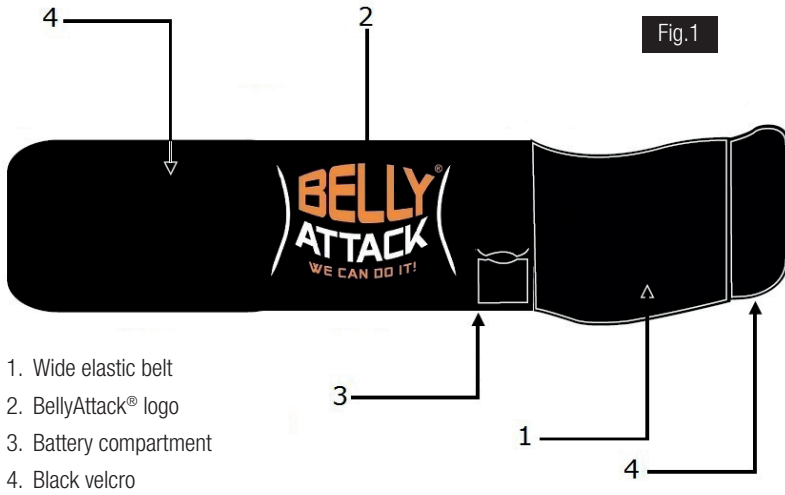
1. Make sure the battery is fully charged by using the supplied charger (the lights will illuminate BLUE).
2. Place the battery in the battery compartment (see figure 3) of the BellyAttack®, connect the battery cable (You can find the cable in the compartment on the front of the bellyattack®, see figure 1 page 6) with the battery and keep the ON/OFF button pressed. The light will illuminate BLUE, indicating high power. Press the ON/OFF button again for low power (see figure 4), the blue light now switches mode. Pressing the ON/OFF button again will switch off the battery.
3. Wrap the belly with the special body foil
4. Put on the BellyAttack® and start your workout! Usually after about 10 minutes, you can feel the heat, which stimulates the blood circulation locally, similar to acupuncture.

## [ SPECIAL INSTRUCTIONS ]

1. No side effects are known when using the BellyAttack® in combination with medication.
2. After using the BellyAttack®, phenomena such as skin redness and burning sensation might continue. This is normal, it will reduce gradually and eventually disappear.

# [ PRODUCT INSTRUCTIONS ]

## FRONT OF THE BELLYATTACK®



## BACK OF THE BELLYATTACK®

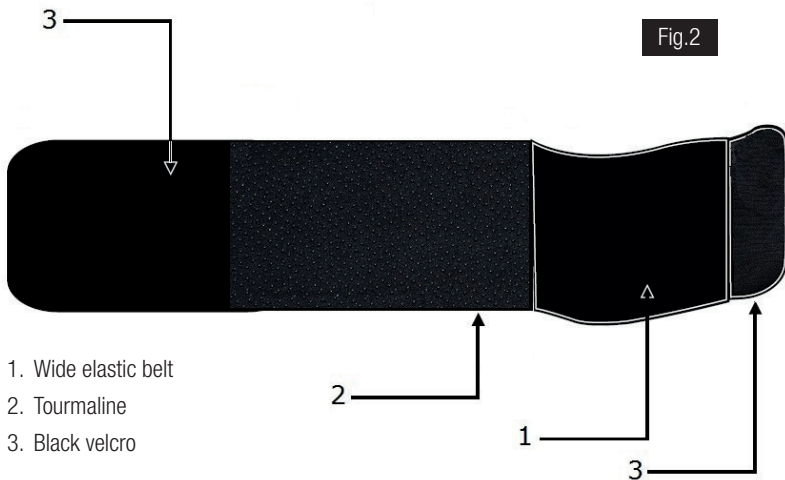


Fig.3



Fig.4



## [ PRODUCT FEATURES ]

1. The inner layer of the product is a Tourmaline covered carbon heat fabric that continuously radiates Far Infrared Ray (FIR) heat with a comfortable temperature and pressure (See Figures 1 and 2 on page 6). It dilates the blood vessels which effectively improves blood circulation, relieves muscle fatigue, activates cell metabolism, relieves pain caused by cold and enhances resistance to diseases.
2. The small sized Li-polymer battery lasts 3 to 6 hours after recharge due to the low power consumption and high heating efficiency of the BellyAttack®.

## [ MAINTENANCE ]

1. Before first use fully charge the battery. The LED indicators will illuminate BLUE when the battery is fully charged.
2. If the LED extinguishes during use, it means the battery is depleted and should be recharged.
3. When storing the BellyAttack® allow it to cool down first before folding it. Store it in a dry and cool place. Do not place items on top of it. Before storing fully charge the battery and disconnect it from the charger. The battery should be charged every 90 days to ensure uninterrupted use after storing.
4. It is strictly prohibited to expose the battery to moist, water, fire, or high temperatures. Do not dismantle the battery to avoid injuries and/or damage to the battery.
5. Before cleaning the belt, remove the battery. The belt can be cleaned by using a damp cloth. Do not fully submerge/soak in water and/or use detergent, bleach or washing soap.
6. The supplied rechargeable battery can be recycled. Please dispose of the battery as special waste.

## [ TECHNICAL DATA ]

### **A. CHARGER: MODEL #LBC-8412**

1. Input voltage: 100 ~ 240 V AC 50/60 Hz
2. Output voltage: 8.45 - 8.6 V DC
3. Output current: 0.9 - 1.1 A

### **B. SMART LI-ION BATTERY: MODEL ST-2S1P2.2 Ah-DVP**

1. Battery voltage: 7.4V DC
2. Battery capacity: 2200 mAh
3. Output power: 15 W (max)
4. Output adjust by four step

### **C. PRODUCT DATA**

1. Voltage: 7.4 V DC
2. Power: 5 W (max)



## [ WARRANTY ]

**THE BELLYATTACK® IS MADE OF DURABLE MATERIALS AND WHEN OPERATED AS INSTRUCTED IN THE USER MANUAL GENERALLY NOT EASILY DAMAGED. THE WARRANTY PERIOD BEGINS ON THE DATE OF PURCHASE OF BRAND NEW, UNUSED PRODUCTS BY THE FIRST USER. PLEASE RETAIN YOUR SALES RECEIPT AS PROOF OF PURCHASE.**

**THE FOLLOWING CASES ARE NOT COVERED BY THE ABOVE WARRANTY:**

1. Minor faults or deviations in the quality of a product which do not affect the product's value or fitness for its intended purpose.
2. Any accessories supplied with the product.
3. Rechargeable battery (this product has a shorter service life, the length of which also depends on the frequency of use).
4. Faults resulting from improper use (e.g. operating errors, mechanical damage, incorrect operating voltage). Proper use for the purposes of this warranty is defined as use of the product under the conditions stated in the instructions for use.
5. Faults due to wear and tear.
6. Any modification of BellyAttack® products effected by you or a third party, unless BellyAttack® has given its prior written consent to the nature and extent of the modification.
7. Failures caused by force majeure
8. Faults of which the purchaser was already aware of at the time of purchase.
9. you have not maintained the product properly.

All warranty claims become void if the product is tampered with by unauthorised persons or repair shops.

After the warranty period, BellyAttack® offers a repair service at cost price.

For spare parts, consumables (body foil) for additional or purchase, please contact us.

## [ CONTACT ]

**W** [www.bellyattack.com](http://www.bellyattack.com)

**E** [info@bellyattack.com](mailto:info@bellyattack.com)

**f** [www.facebook.com/BellyAttack](http://www.facebook.com/BellyAttack)

**@** [belly\\_attack](https://www.instagram.com/belly_attack)

